Progress Report of the Commission to Investigate Allegations of Bribery or Corruption (CIABOC) for theperiod of 2014 - 2018

01. Number of complaints received by the CIABOC

Year	Total number of complaints	Number of complaints forwardedfor investigation	Description			
			Bribery	Corruption	Non-Declaration of Assets and Liabilities	Procession of illegal Asset
2014	2345	893	357	418	-	118
2015	3964	1823	421	1173	-	229
2016	3450	2435	465	1503	-	467
2017	2768	1652	417	983	-	173
15.01. 2018	53	25	09	15	-	01

Number of complaints received by the Commission and Number of complaints which were decided to investigate

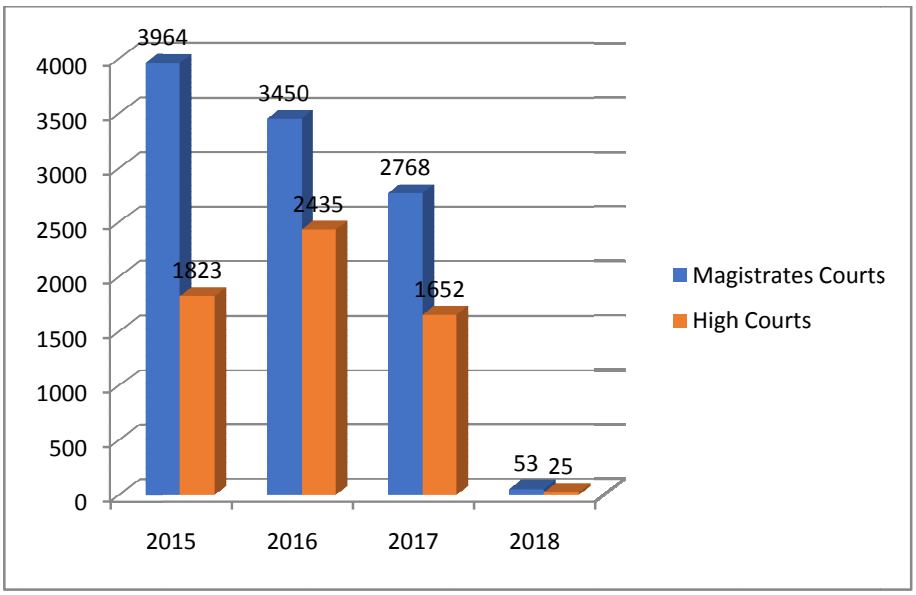

02. Number of cases filed in courts by the CIABOC

Year	Magistrates Courts			High Court		Total
	Bribery	Corruption	Non declaration assets	Bribery	Non declaration assets	
2014	10	02	-	51	01	64
2015	13	09	10	76	-	108
2016	04	23	17	41	02	87
2017	07	19	06	38	03	73
15.01.2018	-	-	-	01	-	01

Number of cases filed in courts by the CIABOC

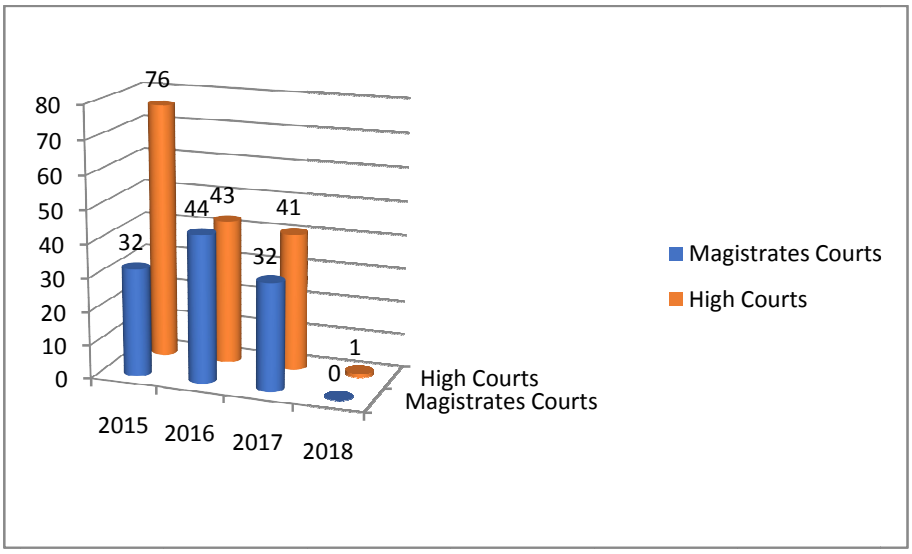

03. Number of cases concluded in relevant years

Year	Magistrates Courts						High Court				Total
	Convictions			Acquittals			Convictions		Acquittals		
	Bribery	Corruption	Non diclaration assets	Bribery	Corruption	Non declaration assets	Bribery	Acquire illegal assets	Bribery	Acquire illegal assets	
2014	01	-	-	-	-	-	21	-	32	04	58
2015	05	02	-	04	-	-	08	-	32	01	52
2016	02	-	-	06	-	-	12	01	12	01	34
2017	02	-	16	02	-	-	39	-	29	-	88
15.01.2018	-	-	-	-	-	-	01	-	03	-	04

- One case has concluded due to death of the Accused

Number of cases concluded in relevant years

Magistrates Courts -

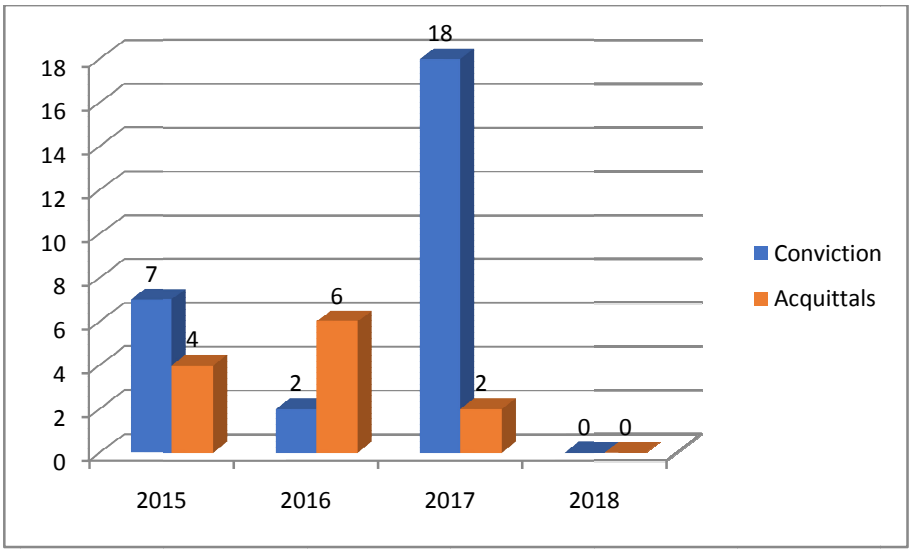

High Court -

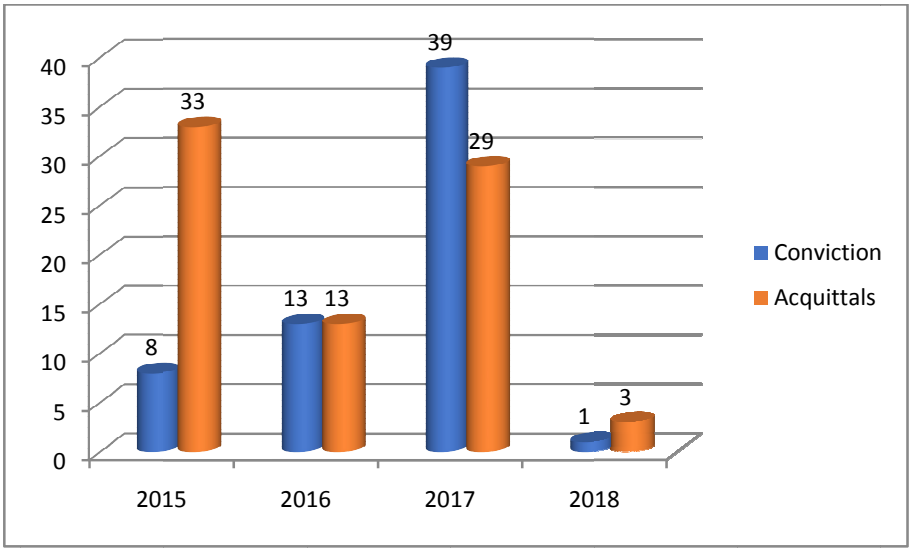

04.Total number of convictions in past four years

Year	Number of cases filed	Concluded Cases	Total number of convictions
2005	93	12	05
2006	110	20	07
2007	91	33	12
2008	63	20	14
2009	43	56	24
2010	67	38	17
2011	34	40	20
2012	77	60	33
2013	58	55	17
2014	64	58	22
2015	108	52	15
2016	87	34	15
2017	73	89	57
2018	01	04	01
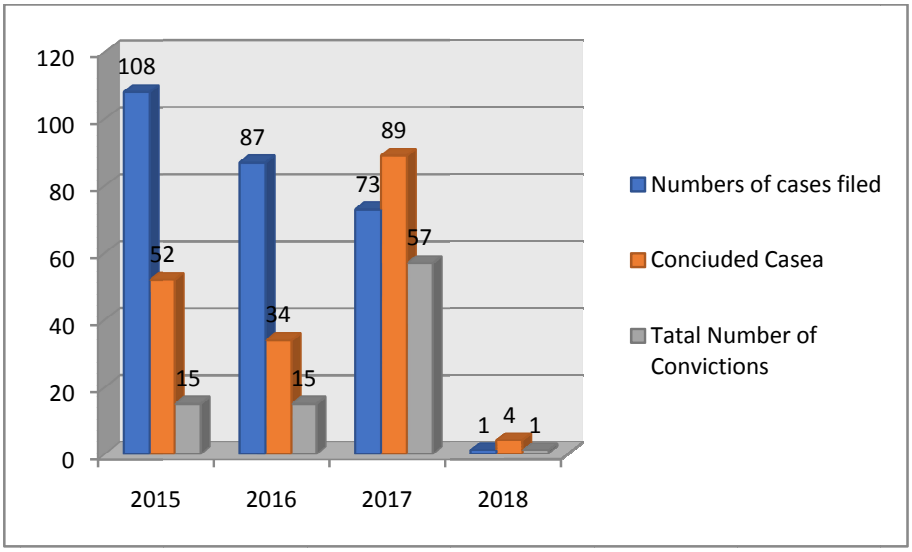
Total number of convictions (2015 to 2018)