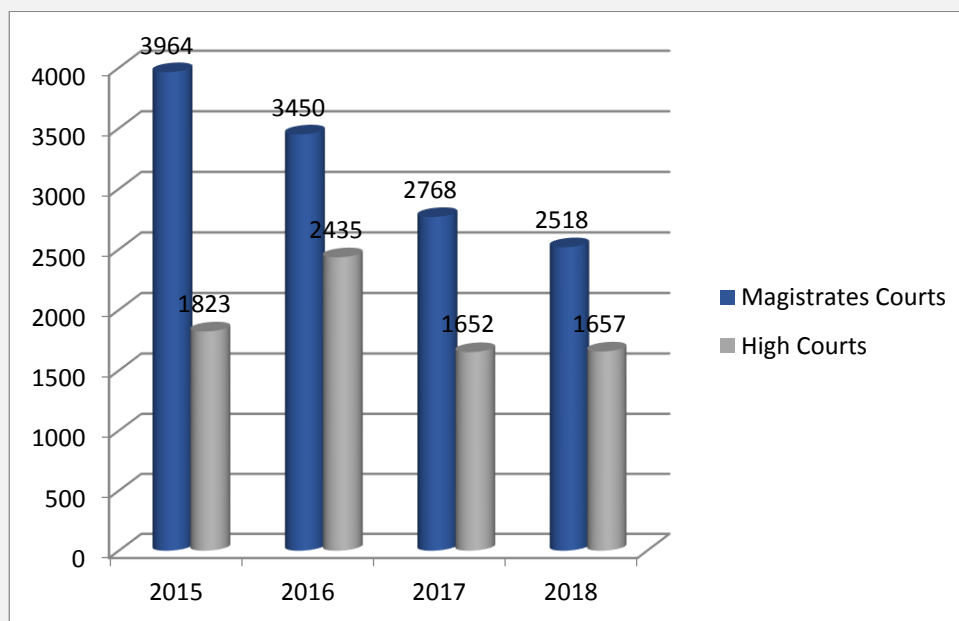


**Progress Report of the
Commission to Investigate Allegations of Bribery or Corruption (CIABOC)
for the period of 2014 - 2018**

01. Number of complaints received by the CIABOC.

Year	Total number of complaints	Number of complaints forwarded for investigation	Description			
			Bribery	Corruption	Non-Declaration of Assets and Liabilities	Processio n of illegal Asset
2014	2345	893	357	418	-	118
2015	3964	1823	421	1173	-	229
2016	3450	2435	465	1503	-	467
2017	2768	1652	417	983	-	173
10. 10.2018	2518	1657	360	1122	-	81

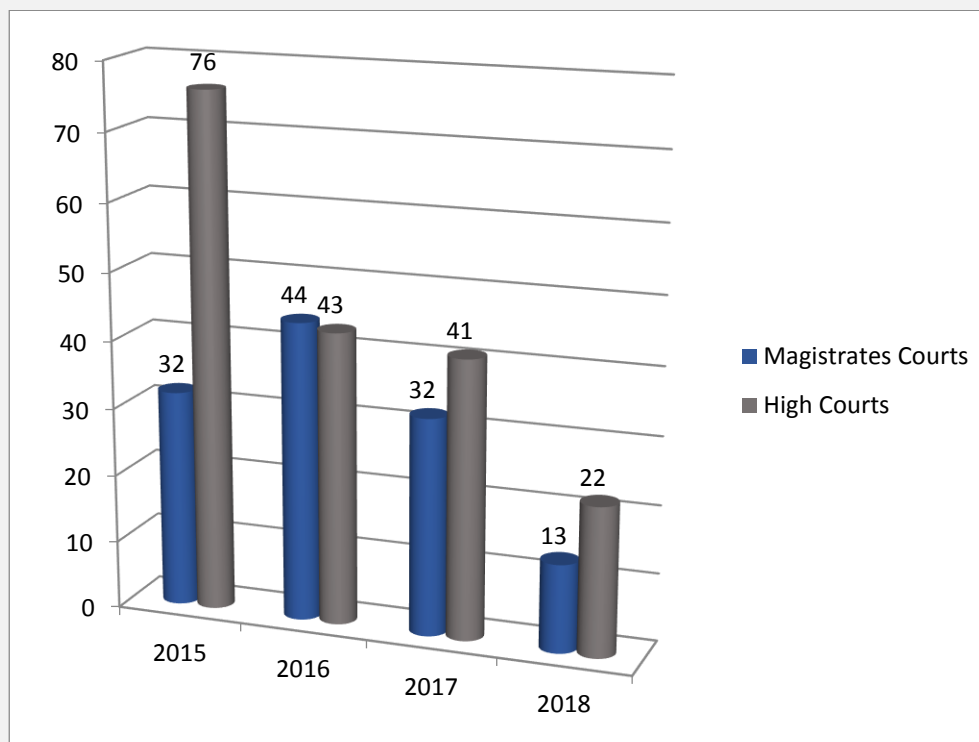
Number of complaints received by the Commission and Number of complaints which was decided to investigate



02. Number of cases filed in courts by the CIABOC.

Year	Magistrates Courts				High Court		Total
	Bribery	Corruption	Non declaration assets	Non-Declaration of Assets and Liabilities	Bribery	Non declarati on assets	
2014	10	02	-	-	51	01	64
2015	13	09	10	-	76	-	108
2016	04	23	17	-	41	02	87
2017	07	19	06	-	38	03	73
10.10. 2018	04	02	-	07	22	-	35

Number of cases filed in courts by the CIABOC



03. Number of cases concluded in relevant years

Year	Magistrates Courts							High Court				Total
	Convictions				Acquittals			Convictions		Acquittals		
	Non declaration of assets & Li.	Bribery	Corruption	Non dclarationass ets	Bribery	Corruption	Non declaration accots	Bribery	Acquire illegal assets	Bribery	Acquire illegal assets	
2014	-	01	-	-	-	-	-	21	-	32	04	58
2015	-	05	02	-	04	-	-	08	-	32	01	52
2016	-	02	-	-	06	-	-	12	01	12	01	34
2017	-	02	-	16	02	-	-	39	-	29	-	88
10.10. 2018	13	03	01	-	01	-	-	39	02	27	01	82

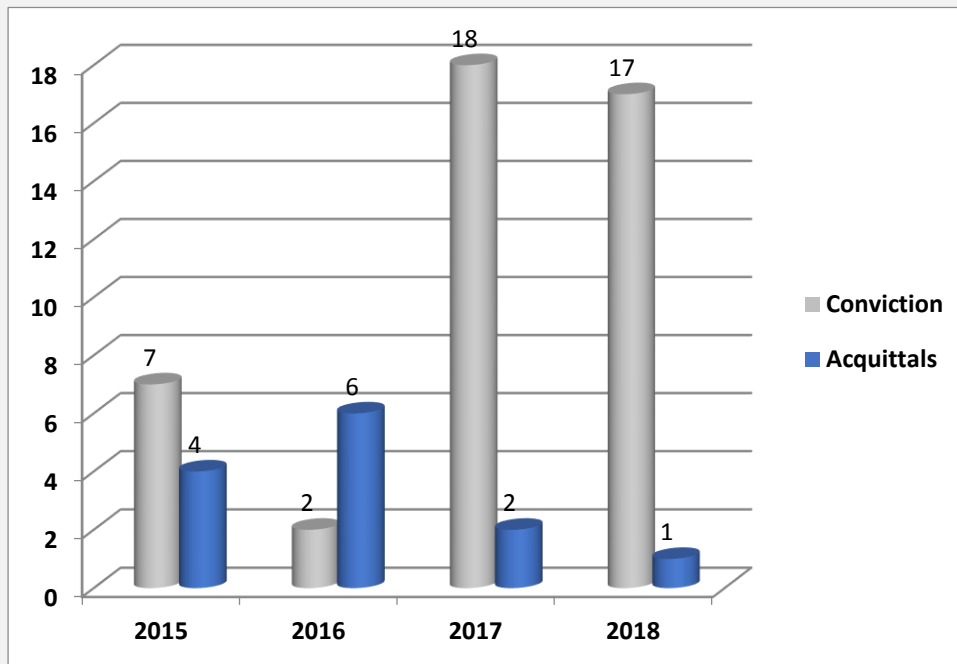
*One case has concluded due to death of the accused by high court in 2017.

**The Case has been closed due to the deaths of the complainer and the accuse.

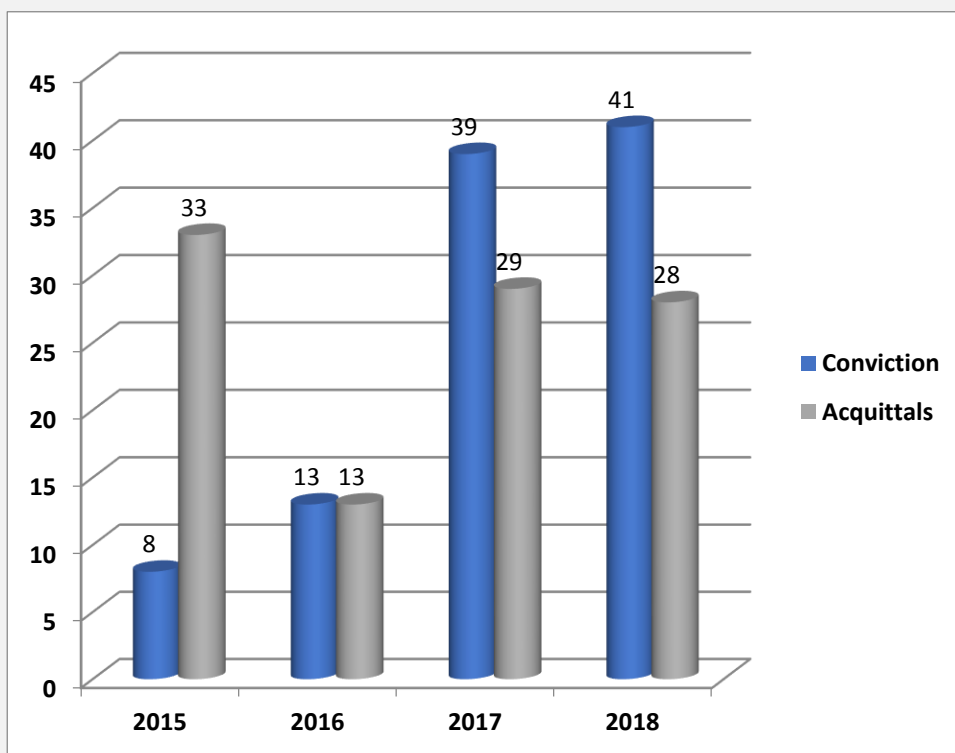
***One case has concluded due to death of the accused by magistrates courts in 2018.

Number of cases concluded in relevant years

Magistrates Courts -



High Court -



04.Total number of convictions in past years.

Year	Number of cases filed	Concluded Cases	Total number of convictions
2005	98	12	05
2006	110	20	07
2007	91	33	12
2008	63	20	14
2009	43	56	24
2010	67	38	17
2011	34	40	20
2012	77	60	33
2013	58	55	17
2014	64	58	22
2015	108	52	15
2016	87	34	15
2017	73	89	57
10.10.2018	32	89	59

AMOUNT OF CONVICTIONS DONE BY THE COURTS FOR THE PAST YEARS

