

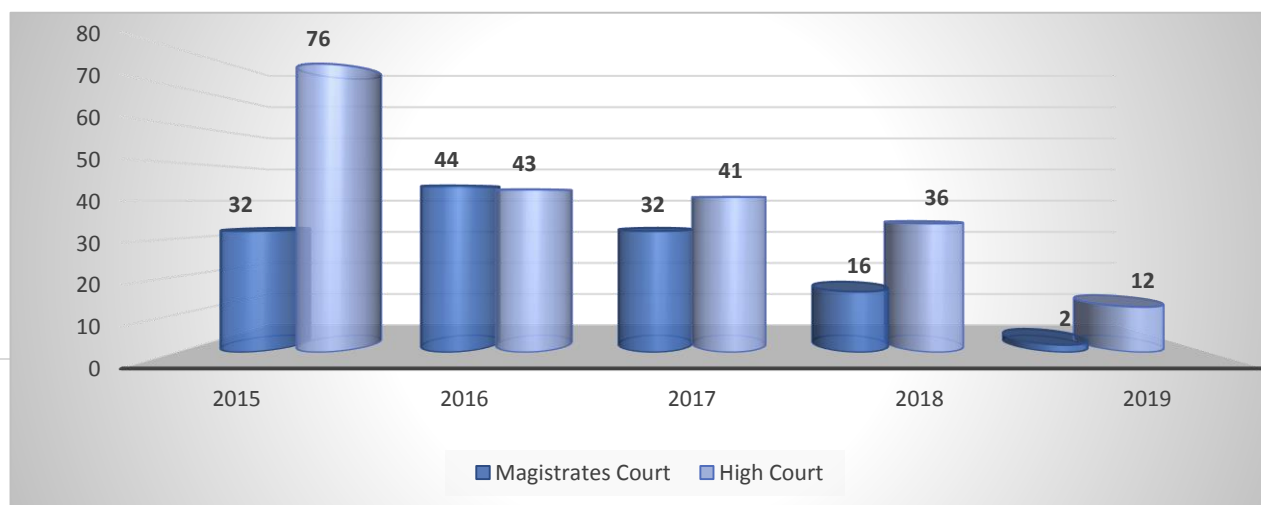
Progress Report of the
Commission to Investigate Allegations of Bribery or Corruption (CIABOC)
for the period of 2014 - 2019

01. Number of complaints received by the CIABOC

Year	Total number of complaints	Number of complaints which were decided on to investigate					Number of complaints not forwarded to investigation	Closed Complaints				
		Bribery	Corruption	Processing of illegal assets	Raids	Total		Complaints sent to the other relevant authorities for action	Complaints which were not clear, insufficient fact to investigate or does not within the purview of the CIABOC laws	After Investigate (2019.04.15)	Directed to file case	Total
2014	2345	357	418	118	72	965	1380	-	-	-	64	-
2015	3964	421	1173	229	62	1885	2079	-	-	-	108	-
2016	3450	465	1503	467	88	2523	927	-	-	-	87	-
2017	2768	417	983	173	79	1652	1116	334	397	-	73	-
2018	3465	460	1535	91	71	2157	1308	397	622	-	52	-
2019.05.31	1260	171	540	53	29	793	467	122	249	505	14	890

02. Number of cases filed in courts by the CIABOC

Year	Magistrates Court					High Court			Total
	Bribery	Corruption	Non-declaration assets	Non-Declaration of Assets and Liabilities	Total	Bribery	Non-declaration assets	Total	
2014	10	02	-	-	12	51	01	52	64
2015	13	09	10	-	32	76	-	76	108
2016	04	23	17	-	44	41	02	43	87
2017	07	19	06	-	32	38	03	41	73
2018	07	02	-	07	16	36	-	36	52
2019 05.31	02	00	00	00	02	12	00	12	14

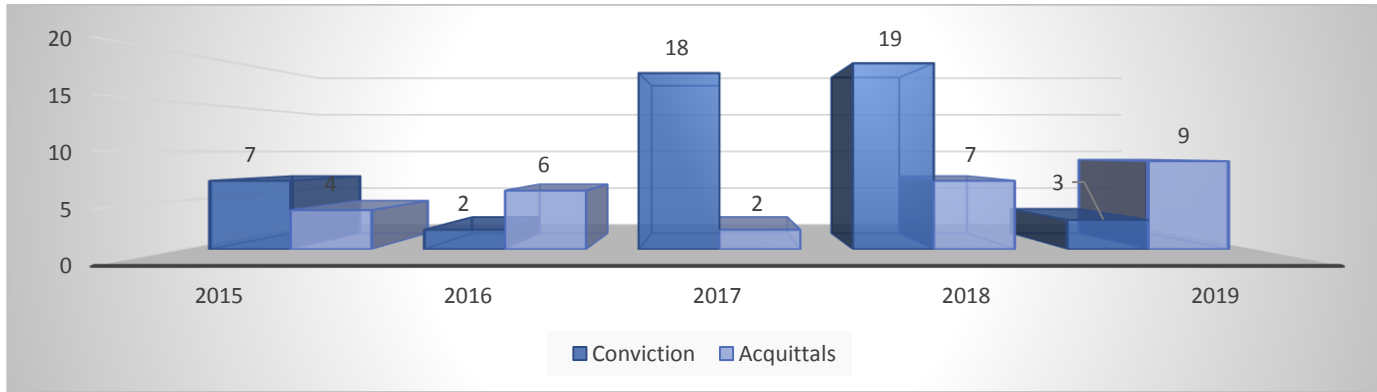


03.Number of cases concluded in relevant years

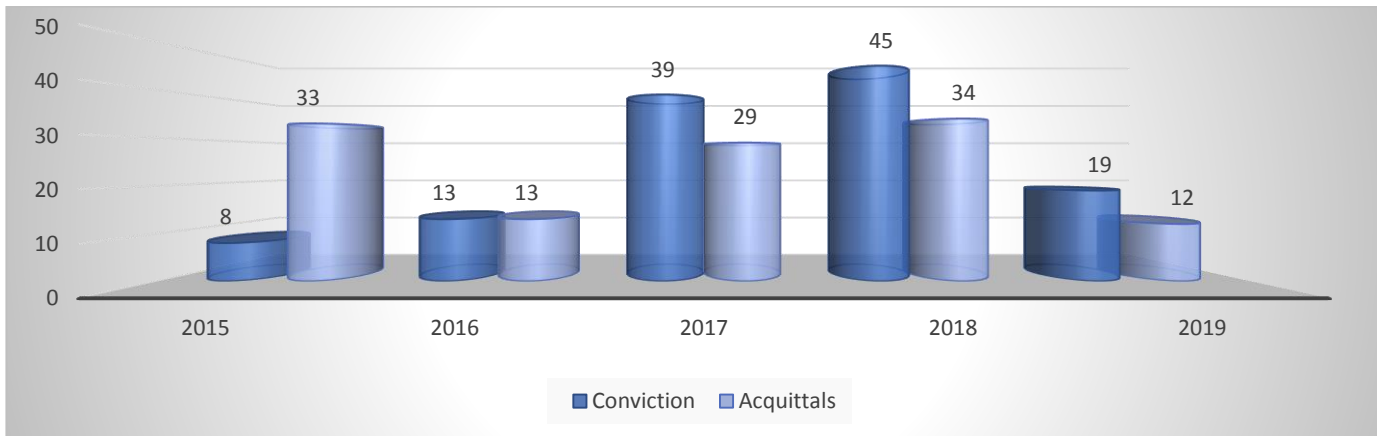
Year	Magistrates Court										High Court							Other	Total		
	Convictions					Acquittals					Total	Convictions			Acquittals					Total	
	Non-declaration of assets & Li.	Bribery	Corruption	Non-declaration assets	Total	Bribery	Corruption	Non-declaration assets	Total	Bribery		Acquire illegal assets	Total	Bribery	Acquire illegal assets	Total					
2014	-	01	-	-	01	-	-	-	-	01	21	-	21	32	04	36	57	-	58		
2015	-	05	02	-	07	04	-	-	04	11	08	-	19	32	01	33	41	-	52		
2016	-	02	-	-	02	06	-	-	06	08	12	01	13	12	01	13	26	-	34		
2017	-	02	-	16	18	02	-	-	02	20	39	-	39	29	-	29	68	-	88		
2018	13	05	01	-	19	06	01	-	07	26	43	02	45	33	01	34	79	5	110		
2019 .05.31	00	02	01	00	03	03	01	05	09	12	19	00	19	12	00	12	31	00	43		

Number of cases concluded in relevant years

Magistrates Court –



High Court -



04.Total number of convictions in past years.

Year	Number of cases filed	Concluded Cases	Total number of convictions
2005	93	12	05
2006	110	20	07
2007	91	33	12
2008	63	20	14
2009	43	56	24
2010	67	38	17
2011	34	40	20
2012	77	60	33
2013	58	55	17
2014	64	58	22
2015	108	52	15
2016	87	34	15
2017	73	89	57
2018	52	110	64
2019.05.31	14	43	22

Total Number of Convictions (2015 to 2019)

